



Classic Charm Competition. Entry Information and Competition Rules for Lash Sector

Registration started on 1st October and closes on 31st January 2023.

Entry photos must be sent by 31st January 2023, to classiccharmuk@gmail.com

The entry photos assessment: 6th-12th February 2023.

The competition results will be announced on 17-18-19th February 2023.

The Lash sector, 12 categories to choose:

- Category - Strip Lash Art
- Category - Colour Lash Strip Art
- Category - Foam Mannequin Lash Art
- Category - Magazine Cover Lash Art
- Category - Classic 1:1 Individual Lash Extensions
- Category - Volume 2D-3D
- Category - Volume 4D-6D
- Category - Mega Volume 7D-10D
- Category - Colour Lashes (Classic 1:1, Volume 2D-3D or 4D-6D)
- Category - Wispy Lashes (Volume 2D-3D or 4D-6D)
- Category - Lash Lift and Brow Lamination
- Category - Eyebrow Design

Themes: Autumn / Freestyle. NO horror, skulls and scary stuff!

Important! We accept only the new entry photos, created for Classic Charm Competition. Photos from previous Lash competitions cannot be used. By using previously submitted photos you could be disqualified!

The entry fees for taking part in the competition:

- 1 category - £35
- 2 categories - £60
- 3 categories - £90
- 4 categories - £120
- 5 categories - £150
- 6 categories - £180

Important! Competition entry fee payments are non-refundable!

Payments:

<https://www.classiccharm.co.uk/shop> Competition entry fee payments are non-refundable!

Choose a number of categories you would like to enter and make a payment.

After you made a payment and sent an application form, your registration is complete, you will be sent a confirmation email with your entry number.

By sending an Application form, you are agreeing with the competition rules.

Important! We reserve the right to disqualify competitors that fail to comply with the competitions rules.

Send an email to classiccharmuk@gmail.com with a registration form and copies of 1st & awards certificates, please.

Competition Trophies, Prizes & Certificates

1 Place - Trophy, certificate from organiser and gifts from sponsors,

2 Place - Trophy, certificate from organiser and gifts from sponsors,

3 Place - Trophy, certificate from organiser and gifts from sponsors,

4 Place - Medal and Certificate,

5 Place - Medal and Certificate,

6 Place - Medal and Certificate,

Every participant will receive an email with certificate of attendance.

👉 **Category No 1 - Strip Lash Art** - category to enter 👉

It is the perfect time to show us your achievement, creativity and imagination.

Create any time, take as long as you need!

All you need are a pair of strip training lashes, colour lashes, decorations made from lashes and your fantasy. Mix of lengths, curls, thickness and colours of eyelashes are welcome!

Theme - Autumn / Freestyle. No horror, skulls and scary stuff!

For the great ideas and inspiration check works of our previous winners.

📢 Competition Judging & Scoring Criteria

For Strip Lash Art Category:

- Overall look - max 10 points,
- Lash styling, mapping - max 10 points,
- Lash selection: colours, curls, lengths - max 10 points,
- Creativity, originality - max 10 points,
- Lash decorations made from lashes - max 10 points,
- Clean work - max 10 points,
- Theme: Autumn/Freestyle (No horror) - max 10 points.

📢 Competition Photos Requirements

- Make sure photos are of high quality and right size, minimum 2x2 megabytes,
- They are done on the white / light background,
- No watermarks, company logo, filtering or similar alterations,
- Photos that have been edited will be disqualified,
- All photos must be your own work,
- Please ensure all photos are in a square format, do not crop them into narrow portrait or long landscape styles,
- Do not share your work on social media before entries have been judged and winners announced,
- Photos from previous Lash competitions cannot be used,
- Description of your work: curl, thickness, length, mapping,
- Send 3 photos by 31st January 2023 and description of your work.
- Plus, Video - 10-15s video of completed work.

Important! We accept only the new entry photos, created for Classic Charm Competition. Photos from previous Lash competitions cannot be used. By using previously submitted photos you could be disqualified!

- By sending the photos, you give us permission to share and use them on our competition social media

<https://www.classiccharm.co.uk/shop>

<https://www.facebook.com/groups/2371808933082433/>

https://www.instagram.com/classic_charm_uk/



👉 **Category No 2 - Colour Strip Lashes** - category to enter 👉

We all started here, well known training Strip Lashes.

Create any time, take as long as you need! All you need are a pair of strip training lashes, colour lashes and your fantasy. Mix of lengths, curls, thickness and colours of eyelashes are welcome!

No decorations for this category! Theme - Autumn/Freestyle! Take attention to colours!

For the great ideas and inspiration check works of our previous winners.

📣 Competition Judging & Scoring Criteria

For Colour Strip Lashes Category:

- Overall look - max 10 points
- Lash styling, mapping - max 10 points,
- Lash selection: curls, lengths - max 10 points,
- Creativity, originality - max 10 points,
- Clean work - max 10 points,
- Theme: Autumn/Freestyle (Attention to colours) - max 10 points.

📣 Competition Photos Requirements

- Make sure photos are of high quality and right size, minimum 2x2 megabytes,
- They are done on the white / light background,
- No watermarks, company logo, filtering or similar alterations,
- Photos that have been edited will be disqualified,
- All photos must be your own work,
- Please ensure all photos are in a square format, do not crop them into narrow portrait or long landscape styles,
- Do not share your work on social media before entries have been judged and winners announced,
- Photos from previous Lash competitions cannot be used,
- Description of your work: curl, thickness, length, mapping,
- Send 3 photos by 31st January 2023
- Plus, Video - 10-15s video of completed work.

Important! We accept only the new entry photos, created for Classic Charm Competition. Photos from previous Lash competitions cannot be used. By using previously submitted photos you could be disqualified!

By sending the photos, you give us permission to share and use them on our competition social media.

<https://www.classiccharm.co.uk/shop>

<https://www.facebook.com/groups/2371808933082433>

https://www.instagram.com/classic_charm_uk



🍷 Category No 3 - Mannequin Lash Art - category to enter 🍷

Foam Mannequin Lash Art category was created for the 1st edition of our Lash Art Competition. No live model needed! Create any time, take as long as you need! All you need are foam mannequin head, two pair of strip training lashes - for top and bottom lash lines, colour lashes, decorations made from lashes and your creativity. Mix of lengths, curls, thickness, and colours of lashes are welcome!

Theme - Autumn/Freestyle! No horror, skulls and scary stuff!

For the great ideas and inspiration check the works of our Winners and Judges.

📣 Competition Judging & Scoring Criteria

For Foam Mannequin Lash Art Category:

- Overall look - max 10 points.
- Lash selection: colours, curls, lengths - max 10 points,
- Upper lash styling and decorations made from lashes - max 10 points,
- Lower lash styling and decorations made from lashes - max 10 points,
- Mannequin decorations made from lashes - max 10 points,
- Creativity, originality - max 10 points,
- Clean work - max 5 points,
- Theme - Autumn/Freestyle (no horror!) - max 5 points.

📣 Competition Photos Requirements

- Make sure photos are of high quality and right size, minimum 2x2 megabytes,
- They are done on the white / light background,
- No watermarks, company logo, filtering or similar alterations,
- Photos that have been edited will be disqualified,
- All photos must be your own work,
- Please ensure all photos are in a square format, do not crop them into narrow portrait/long landscape styles,
- Do not share your work on social media before entries have been judged and winners announced,
- Photos from previous Lash competitions cannot be used,
- Description of your work: curl, thickness, length, mapping,
- Send 5-6 photos by 31st January 2023
- Plus, Video - 10-15s video of completed work.

Important! We accept only the new entry photos, created for Classic Charm Competition. Photos from previous Lash competitions cannot be used. By using previously submitted photos you could be disqualified!

By sending the photos, you give us permission to share and use them on our competition social media.

<https://www.classiccharm.co.uk/shop/>

<https://www.facebook.com/groups/2371808933082433/>

https://www.instagram.com/classic_charm_uk/



👉 Category No 4 - Poster Lash Art - category to enter 👉

Poster Lash Art category on live model! We accept Classic and Volume Lash extension sets. Mix of lengths, curls, thickness and colours of eyelashes are welcome! All styles are allowed! No pre-made fans or strip lashes allowed! The upper and lower lashes should be applied! Decorations made from lashes will give you more points from the Judges! Focus on eyelashes! Try to not cover lash sets with decorations! No pre-made fans! Theme - Autumn/Freestyle. No horror, skulls! We will ask to take pictures only head and shoulders of your model. Check works of our previous winners.

📣 Competition Judging & Scoring Criteria

For Poster Lash Art Category:

- Coverage - max 10 points,
- Inner, outer corners - max 10 points,
- Stickies - max 10 points,
- Mapping - max 5 points,
- Distance from the eyelid - max 5 points,
- Upper lash styling and decorations made from lashes - max 10 points,
- Lower lash styling and decorations made from lashes - max 10 points,
- Model decorations and decorations made from lashes - max 10 points,
- Overall look, clean work - max 10 points.
- Creativity, originality - max 10 points,
- Theme: Autumn/Freestyle. No horror, skulls and scary stuff! - max 10 points.

📣 The set of photos should include views:

Before:

Photo no 1 - The model is sitting, with eyes open, whole face straight ahead at a distance of 30-40 cm.

After without any decorations, only with lash set:

Photo no 2 - The model is lying down. Eyes closed without patches. Photo from behind.

Photo no 3 - Left eye, model is looking up. Photo of the open eye with visible corners.

Photo no 4 - Right eye, model is looking up. Photo of the open eye with visible corners.

Photo no 5 - The model sitting, with eyes open, whole face straight ahead at a distance of 30-40 cm both eyes looking straight to see the symmetry of eyelashes.

After with decoration, makeup and clothes:

Photo no 6 - The model sitting, with eyes open, whole face straight ahead at a distance of 30-40 cm both eyes looking straight to see the lash art, makeup and decorations.

Photo no 7-8 - Additional pictures of your choice to show your amazing work We will ask to take pictures only head and shoulders of your model. Plus, Video - 10-15s of completed work. Send by 31st January 2023. Important! We accept only the new entry photos, created for Classic Charm Competition. Photos from previous Lash competitions cannot be used. By using previously submitted photos you could be disqualified! By sending the photos, you give us permission to share and use them on our competition social media.



👉 **Category No 5 - Classic 1:1 Lash Extensions** - category to enter 👉

Classic 1:1, Individual Lash extensions on a model.

Set of the Classic lashes emphasizes the natural beauty of your eyes!

To enter this category, you can use:

The eyelashes curl: B, C, CC, D, mix of curls is allowed, thickness: 0.07 / 0.10 / 0.12.

Length: 5mm - 12mm. Colour: black/dark brown. Adhesive colour: black.

For the great ideas and inspiration check works of our Winners and Judges.

👉 Competition Judging & Scoring Criteria

For the Classic 1:1 lash extensions category:

- Overall look, clean work - max 10 points,
- Coverage - max 10 points,
- Directions - max 10 points,
- Inner, outer corners - max 10 points,
- Stickies - max 10 points,
- Mapping - max 5 points,
- Distance from the eyelid - max 5 points,
- Symmetry - max 5 points,
- Smooth transition - max 5 points.

100% coverage! Eye redness can affect your score points.

No make-up around the eyes, neutral face make-up is allowed.

👉 The set of photos should include views:

Before:

Photo no 1 - The model is sitting, with eyes open, whole face straight ahead at a distance of 30-40 cm.

After:

Photo no 2 - The model is lying down. Eyes closed without patches. Photo from behind.

Photo no 3 - Left eye, model is looking up. Photo of the open eye with visible corners.

Photo no 4 - Right eye, model is looking up. Photo of the open eye with visible corners.

Photo no 5 - The model sitting, with eyes open, whole face straight ahead at a distance of 30-40 cm both eyes looking straight to see the symmetry of eyelashes.

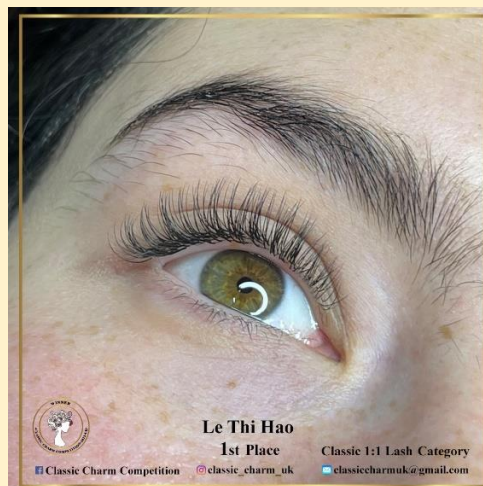
Photo no 6 - Additional pictures of your choice to show your amazing work.

Plus, Video - 10-15s video of completed work. Send 6 photos by 31st January 2023.

No make-up around the eyes, neutral face make-up is allowed.

Description of your work: curl, thickness, length, mapping.

Important! We accept only the new entry photos, created for Classic Charm Competition. Photos from previous Lash competitions cannot be used. By using previously submitted photos you could be disqualified! By sending the photos, you give us permission to share and use them on our competition social media.



👉 **Category No 6 - Volume 2D-3D Lash Extensions** - category to enter 👉

Russian Volume 2D-3D, light volume lash extensions on a model.

Add a little texture to your eyes! To enter this category, you can use:

The lash curls: B, C, CC, D, DD, L, M, mix of curls is allowed. Thickness: 0.05 / 0.07 / 0.10.

Lengths: 5mm - 12mm. Colours: black / dark brown. Adhesive colour: black. No pre-made fans!

Important! We accept only the new entry photos, created for Classic Charm Competition. Photos from previous competitions cannot be used. By using previously submitted photos you could be disqualified!

For the great ideas and inspiration check the works of our Winners and Judges.

📢 Competition Judging & Scoring Criteria

For the Light Volume 2D-3D Lash extensions category:

- Coverage - max 10 points,
- Directions - max 10 points,
- Inner, outer corners - max 10 points,
- Overall look, clean work - max 10 points,
- Stickies - max 10 points,
- Mapping - max 5 points,
- Distance from the eyelid - max 5 points,
- Symmetry - max 5 points,
- Smooth transition - max 5 points.

100% coverage! Eye redness can affect your score points.

No make-up around the eyes, neutral face make-up is allowed.

📢 The set of photos should include views:

Before:

Photo no 1 - The model is sitting, with eyes open, whole face straight ahead at a distance of 30-40 cm.

After:

Photo no 2 - The model is lying down. Eyes closed without patches. Photo from behind.

Photo no 3 - Left eye, model is looking up. Photo of the open eye with visible corners.

Photo no 4 - Right eye, model is looking up. Photo of the open eye with visible corners.

Photo no 5 - The model sitting, with eyes open, whole face straight ahead at a distance of 30-40 cm both eyes looking straight to see the symmetry of eyelashes.

Photo no 6 - Additional pictures of your choice to show your amazing work.

Plus, Video - 10-15s video of completed work. Send 6 photos by 31st January 2023.

No make-up around the eyes, neutral face make-up is allowed.

Description of your work: curl, thickness, length, mapping.

Important! We accept only the new entry photos, created for Classic Charm Competition. Photos from previous Lash competitions cannot be used. By using previously submitted photos you could be disqualified!

By sending the photos, you give us permission to share and use them on our competition social media.



👉 **Category No 7 - Volume 4D-6D Lash Extensions** - category to enter 👉

Russian Volume 4D-6D, volume lash extensions on a model.

Add a little texture and a drama to your eyes!

To enter this category, you can use:

The lash curls: B, C, CC, D, DD, L, M, mix of curls is allowed. Thickness: 0.03 / 0.05 / 0.07.

Lengths: 5mm - 12mm. Colours: black / dark brown. Adhesive colour: black. No pre-made fans!

Important! We accept only the new entry photos, created for Classic Charm Competition. Photos from previous competitions cannot be used. By using previously submitted photos you could be disqualified!

For the great ideas and inspiration check the works of our Winners and Judges.

🔊 **Competition Judging & Scoring Criteria**

For the Light Volume 4D-6D Lash extensions category:

- Coverage - max 10 points,
- Directions - max 10 points,
- Inner, outer corners - max 10 points,
- Overall look, clean work - max 10 points,
- Stickies - max 10 points,
- Mapping - max 5 points,
- Distance from the eyelid - max 5 points,
- Symmetry - max 5 points,
- Smooth transition - max 5 points.

100% coverage! Eye redness can affect your score points.

No make-up around the eyes, neutral face make-up is allowed.

🔊 **The set of photos should include views:**

Before:

Photo no 1 - The model is sitting, with eyes open, whole face straight ahead at a distance of 30-40 cm.

After:

Photo no 2 - The model is lying down. Eyes closed without patches. Photo from behind.

Photo no 3 - Left eye, model is looking up. Photo of the open eye with visible corners.

Photo no 4 - Right eye, model is looking up. Photo of the open eye with visible corners.

Photo no 5 - The model sitting, with eyes open, whole face straight ahead at a distance of 30-40 cm both eyes looking straight to see the symmetry of eyelashes.

Photo no 6 - Additional pictures of your choice to show your amazing work.

Plus, Video - 10-15s video of completed work. Send 6 photos by 31st January 2023.

Description of your work: curl, thickness, length, mapping.

No make-up around the eyes, neutral face make-up is allowed.

Important! We accept only the new entry photos, created for Classic Charm Competition. Photos from

previous Lash competitions cannot be used. By using previously submitted photos you could be

disqualified! By sending the photos, you give us permission to share and use them on our competition social media.



👉 **Category No 8 - Volume 7D-10D Lash Extensions** - category to enter 👉

Russian Volume 7D-10D, mega volume lash extensions on a model.

Add a texture and a drama to your eyes! To enter this category, you can use:

The lash curls: B, C, CC, D, DD, L, M, mix of curls is allowed. Thickness: 0.03/0.05. Lengths: 5mm-12mm.

Colours: black/dark brown. Adhesive: black. No pre-made fans!

Important! We accept only the new entry photos, created for Classic Charm Competition. Photos from previous competitions cannot be used. By using previously submitted photos you could be disqualified!

For the great ideas and inspiration check the works of our Winners and Judges.

📢 **Competition Judging & Scoring Criteria**

For the Volume 7D-10D Lash extensions category:

- Coverage - max 10 points,
- Directions - max 10 points,
- Inner, outer corners - max 10 points,
- Overall look, clean work - max 10 points,
- Stickies - max 10 points,
- Mapping - max 5 points,
- Distance from the eyelid - max 5 points,
- Symmetry - max 5 points,
- Smooth transition - max 5 points.

100% coverage! Eye redness can affect your score points.

No make-up around the eyes, neutral face make-up is allowed.

📢 **The set of photos should include views:**

Before:

Photo no 1 - The model is sitting, with eyes open, whole face straight ahead at a distance of 30-40 cm.

After:

Photo no 2 - The model is lying down. Eyes closed without patches. Photo from behind.

Photo no 3 - Left eye, model is looking up. Photo of the open eye with visible corners.

Photo no 4 - Right eye, model is looking up. Photo of the open eye with visible corners.

Photo no 5 - The model sitting, with eyes open, whole face straight ahead at a distance of 30-40 cm both eyes looking straight to see the symmetry of eyelashes.

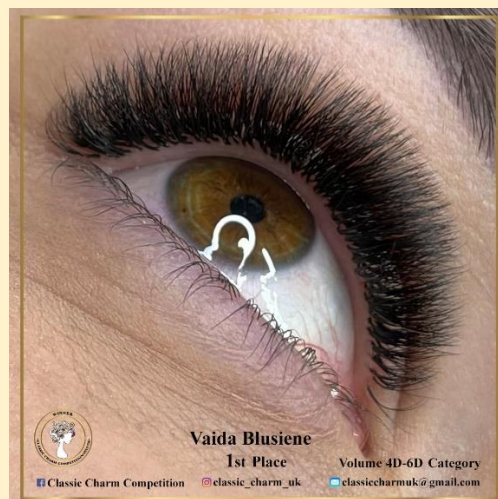
Photo no 6 - Additional pictures of your choice to show your amazing work.

Plus, Video - 10-15s video of completed work. Send 6 photos by 31st January 2023.

Description of your work: curl, thickness, length, mapping.

No make-up around the eyes, neutral face make-up is allowed.

Important! We accept only the new entry photos, created for Classic Charm Competition. Photos from previous Lash competitions cannot be used. By using previously submitted photos you could be disqualified! By sending the photos, you give us permission to share and use them on our competition social media.



👉 **Category No 9 - Colour Lash Extensions** - category to enter 👉

Classic or Volume Colour Lash extensions on a model.

To enter this category, you can use: The Lash curls: B, C, CC, D, DD, L, M, mix of curls is allowed.

Thickness: 0.03 / 0.05 / 0.07 / 0.10 / 0.12. Lengths: 5mm-14mm. Colours: all. Adhesive colour: black / clear.

All styles are allowed! No pre-made fans!

Important! We accept only the new entry photos, created for Classic Charm Competition. Photos from previous competitions cannot be used. By using previously submitted photos you could be disqualified!

For the great ideas and inspiration check the works of our Winners and Judges.

📢 Competition Judging & Scoring Criteria

For the Colour Lash extensions category:

- Coverage - max 10 points,
- Directions - max 10 points,
- Inner, outer corners - max 10 points,
- Overall look, clean work - max 10 points,
- Stickies - max 10 points,
- Mapping - max 5 points,
- Distance from the eyelid - max 5 points,
- Symmetry - max 5 points,
- Smooth transition - max 5 points.

100% coverage! Eye redness can affect your score points. Neutral face make-up is allowed.

📢 The set of photos should include views:

Before:

Photo no 1 - The model is sitting, with eyes open, whole face straight ahead at a distance of 30-40 cm.

After:

Photo no 2 - The model is lying down. Eyes closed without patches. Photo from behind.

Photo no 3 - Left eye, model is looking up. Photo of the open eye with visible corners.

Photo no 4 - Right eye, model is looking up. Photo of the open eye with visible corners.

Photo no 5 - The model sitting, with eyes open, whole face straight ahead at a distance of 30-40 cm both eyes looking straight to see the symmetry of eyelashes.


Photo no 6 - Additional pictures of your choice to show your amazing work.

Plus, Video - 10-15s video of completed work. Send 6 photos by 31st January 2023.

Description of your work: curl, thickness, length, mapping.

No make-up around the eyes, neutral face make-up is allowed.

Important! We accept only the new entry photos, created for Classic Charm Competition. Photos from previous Lash competitions cannot be used. By using previously submitted photos you could be disqualified! By sending the photos, you give us permission to share and use them on our competition social media.



👉 **Category No 10 - Wispy Eyelash Extensions** - category to enter 👉

Wispy / Kim K. Lashes. Volume 2D-3D, 4D-6D Lash extensions on a live model.

To enter this category, you can use: the lash curls: B, C, CC, D, DD, L, M, mix of curls is allowed.

Thickness: 0.03/0.05/0.07/0.10. Lengths: 5mm-16mm. Colours: black/dark brown. Adhesive colour: black.

All styles are allowed! No pre-made fans!

Important! We accept only the new entry photos, created for Classic Charm Competition. Photos from previous competitions cannot be used. By using previously submitted photos you could be disqualified!

For the great ideas and inspiration check the works of our winners and Judges.

📢 Competition Judging & Scoring Criteria

For the Wispy Lash extensions category:

- Coverage - max 10 points,
- Directions - max 10 points,
- Inner, outer corners - max 10 points,
- Overall look, clean work - max 10 points,
- Stickies - max 10 points,
- Mapping - max 5 points,
- Distance from the eyelid - max 5 points,
- Symmetry - max 5 points,
- Spikes - max 5 points.

100% coverage! Eye redness can affect your score points. Neutral face make-up is allowed.

📢 The set of photos should include views:

Before:

Photo no 1 - The model is sitting, with eyes open, whole face straight ahead at a distance of 30-40 cm.

After:

Photo no 2 - The model is lying down. Eyes closed without patches. Photo from behind.

Photo no 3 - Left eye, model is looking up. Photo of the open eye with visible corners.

Photo no 4 - Right eye, model is looking up. Photo of the open eye with visible corners.

Photo no 5 - The model sitting, with eyes open, whole face straight ahead at a distance of 30-40 cm both eyes looking straight to see the symmetry of eyelashes.

Photo no 6 - Additional pictures of your choice to show your amazing work.

Plus, Video - 10-15s video of completed work. Send 6 photos by 31st January 2023.

Description of your work: curl, thickness, length, mapping.

No make-up around the eyes, neutral face make-up is allowed.

Important! We accept only the new entry photos, created for Classic Charm Competition. Photos from previous Lash competitions cannot be used. By using previously submitted photos you could be disqualified!

By sending the photos, you give us permission to share and use them on our competition social media.



👉 **Category No 11 - Lash Lift & Brow Lamination** - category to enter 👉

The competition work includes Lash lift and tint, Brow lamination, shaping and tint. Brand of materials, rods and shields are selected by master. The model should be without permanent makeup - eyeliner. Important! We accept only the new entry photos, created for Classic Charm Competition. Photos from previous competitions cannot be used. By using previously submitted photos you could be disqualified! For the great ideas and inspiration check the works of our winners and Judges.

👉 Competition Judging & Scoring Criteria

For the Lash Lift, Brow Lamination category:

- Overall look - max 10 points,
- Lash lift, curl, directions - max 10 points.
- Inner, outer corners - max 10 points,
- Brow modelling, directions - max 10 points
- Symmetry - max 10 points,
- Tint, colour - max 5 points,
- Clean work - max 5 points,

Condition of the skin can affect your score points. Neutral face make-up is allowed.

👉 The set of photos should include views:

Before:

Photo no 1 - The model is sitting, with eyes open, whole face straight ahead at a distance of 30-40 cm.

After:

Photo no 2 - Left eye and eyebrow, with model's eye wide open.

Photo no 3 - Right eye and eyebrow, with model's eye wide open.

Photos no 4-5 - The side profile photo, the model sitting, with eyes wide open, looking straight ahead, at a distance of 15-20 cm, to see the curl of eyelashes. From both sides.

Photo no 6 - The model sitting, with eyes wide open, whole face straight ahead at a distance of 30-40 cm, both eyes looking straight to see the symmetry of eyelash lift and brow lamination.

Photo no 7 - Additional pictures of your choice to show your amazing work.

Plus, Video - 10-15s video of completed work. Send 7 photos by 31st January 2023

Description of your work.

Condition of the skin can affect your score points. Neutral face make-up is allowed.

Important! We accept only the new entry photos, created for Classic Charm Competition. Photos from previous Lash competitions cannot be used. By using previously submitted photos you could be disqualified! By sending the photos, you give us permission to share and use them on our competition social media.



👉 **Category No 12 - Eyebrow Design** - category to enter 👉

Demonstrate the ability to work with eyebrows and create the most naturally looking result! The competition work includes the modelling, shaping and tinting. Brand of materials is selected by master. The model should be without permanent makeup.

Important! We accept only the new entry photos, created for Classic Charm Competition. Photos from previous competitions cannot be used. By using previously submitted photos you could be disqualified! For the great ideas and inspiration check the works of our winners and Judges.

📣 Competition Judging & Scoring Criteria

For the Eyebrow Design category:

- Overall look, clean work - max 10 points,
- Styling, modelling - max 10 points.
- Directions - max 10 points,
- Symmetry - max 10 points,
- Tint, colour - max 10 points,

Condition of the skin can affect your score points.

Neutral face make-up is allowed.

📣 The set of photos should include views:

Before:

Photo no 1 - The model is sitting, whole face straight ahead at a distance of 30-40cm.

After:

Photo no 2 - The model sitting, whole face straight ahead at a distance of 30-40cm to see the symmetry of eyebrows.

Photo no 3 - Left eyebrow.

Photo no 4 - Right eyebrow.


Photo no 5 - Additional pictures of your choice to show your amazing work.

Plus, Video - 10-15s video of completed work. Send 5 photos by 31st January 2023

Description of your work.

No make-up around the brows, neutral face make-up is allowed.

Important! We accept only the new entry photos, created for Classic Charm Competition. Photos from previous Lash competitions cannot be used. By using previously submitted photos you could be disqualified! By sending the photos, you give us permission to share and use them on our competition social media.



For payments: www.classiccharm.co.uk/shop

For information: www.facebook.com/groups/2371808933082433

www.instagram.com/classic_charm_uk

www.classiccharm.co.uk